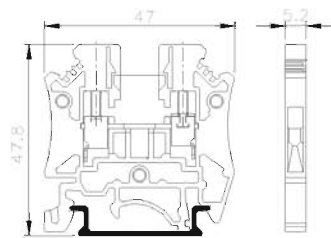


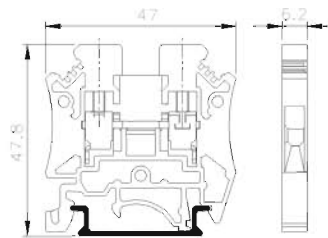

FEATURES

- TBU terminal block may fit in either TBR-N or TBU-N rails simply with the frame-pressed line.
- It's made of quenched and galvanized premium steel.
- Can use matching short-circuit tag. The design conforms to the requirements of international standard IEC60947-7-1.

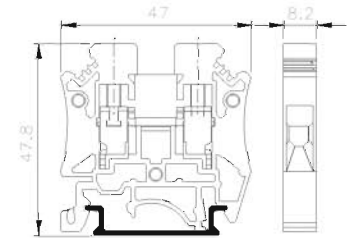
TBU-2.5N



TBU-4N









TBU-6N



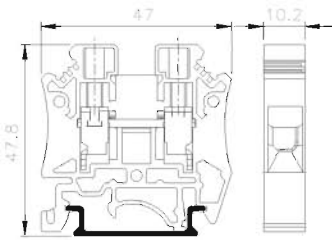

Specifications

	IEC	IEC	IEC
Rated current	24A	32A	41A
Rated voltage	800V	800V	800V
Cross - section	2.5mm ²	4mm ²	6mm ²
Single center	22-12AWG	22-10AWG	20-8 AWG
Complex center	22-12AWG	22-10AWG	20-8 AWG
Rated impulse voltage	5KV	5KV	5KV
Tightening torque range	4kgf.cm	6kgf.cm	10kgf.cm
Clamping screw	M2.6	M3	M3.5
Insulation stripping length	10~12mm	10~12mm	10~12mm

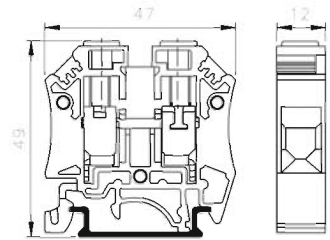

Accessories

	Type	Qty.	Type	Qty.	Type	Qty.
Marking tags 	TBU2.5N-A	100	TBU4N-A	100	TBU6N-A	100
End bracket 	TBU2.5N-F	10	TBU2.5N-F	10	TBU2.5N-F	10
End plate 	TBU2.5N-H	100	TBU2.5N-H	100	TBU2.5N-H	100
Mounting rails 	TBR-N(AI)/TBR-S(S)	1	TBR-N(AI)/TBR-S(S)	1	TBR-N(AI)/TBR-S(S)	1
	TBR-U(AI)/TBU-S(S)	1	TBR-U(AI)/TBU-S(S)	1	TBR-U(AI)/TBU-S(S)	1
Cross - connection systems 	TBU2.5N-CU2	2P 50	TBU4N-CU2	2P 50	TBU6N-CU2	2P 50
	TBU2.5N-CU3	3P 50	TBU4N-CU3	3P 50	TBU6N-CU3	3P 50
	TBU2.5N-CU4	4P 50	TBU4N-CU4	4P 50	TBU6N-CU4	4P 50
	TBU2.5N-CU10	10P 20	TBU4N-CU10	10P 20	TBU6N-CU10	10P 20
Cross - connection combs 	TBU2.5N-CS2	2P 50	TBU4N-CS2	2P 50	TBU6N-CS2	2P 50
	TBU2.5N-CS3	3P 50	TBU4N-CS3	3P 50	TBU6N-CS3	3P 50
	TBU2.5N-CS4	4P 50	TBU4N-CS4	4P 50	TBU6N-CS4	4P 50
	TBU2.5N-CS10	10P 20	TBU4N-CS10	10P 20	TBU6N-CS10	10P 20

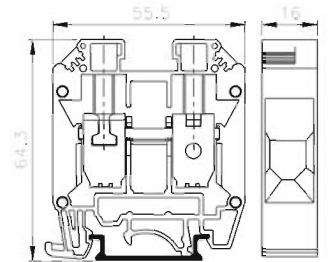

TBU-10N



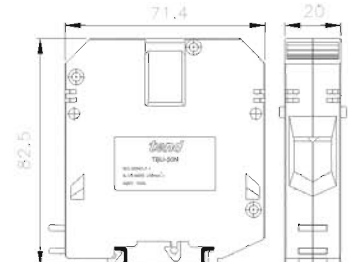
TBU-16N



TBU-35N



TBU-50N



IEC
57A
800V
10mm ²
16-6 AWG
16-6 AWG
5KV
16kgf.cm
M4
10~12mm

IEC
76A
800V
16mm ²
14-6AWG
14-6AWG
5KV
30kgf.cm
M5
10~12mm

IEC
125A
800V
35mm ²
12-2 AWG
12-2AWG
5KV
50kgf.cm
M6
15~20mm

IEC
150A
1000V
50mm ²
6-1/0AWG
6-1/0AWG
5KV
50kgf.cm
M6
25~30mm

Type	Qty.
TBU10N-A	100
TBU2.5N-F	10
TBU2.5N-H	100
TBR-N(AI)/TBR-S(S)	1
TBR-U(AI)/TBU-S(S)	1
TBU10N-CU2 2P	50
TBU10N-CU3 3P	50
TBU10N-CU4 4P	50
TBU10N-CU10 10P	20
TBU10N-CS2 2P	50
TBU10N-CS3 3P	50
TBU10N-CS4 4P	50
TBU10N-CS10 10P	20

Type	Qty.
TBU10N-A	100
TBU2.5N-F	10
TBU2.5N-H	100
TBR-N(AI)/TBR-S(S)	1
TBR-U(AI)/TBU-S(S)	1
TBU16N-CU2 2P	50
TBU16N-CU3 3P	50
TBU16N-CU4 4P	50
TBU16N-CU10 10P	10
TBU16N-CS2 2P	50
TBU16N-CS3 3P	50
TBU16N-CS4 4P	50
TBU16N-CS10 10P	10

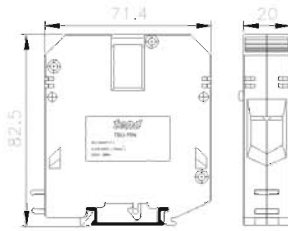
Type	Qty.
TBU10N-A	100
TBU35N-F	10
TBU35N-H	50
TBR-N(AI)/TBR-S(S)	1
TBR-U(AI)/TBU-S(S)	1
TBU35N-CU2 2P	50
TBU35N-CU3 3P	50
TBU35N-CU4 4P	50
TBU35N-CU10 10P	10
TBU35N-CS2 2P	50
TBU35N-CS3 3P	50
TBU35N-CS4 4P	50
TBU35N-CS10 10P	10

Type	Qty.
TBU50N-A	50
TBU35N-F	10
TBR-N(AI)/TBR-S(S)	1
TBR-U(AI)/TBU-S(S)	1

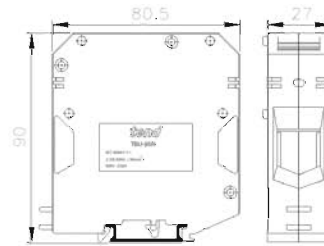
FEATURES

- TBU terminal block and TBE earthed terminal block may fit in either TBR-N or TBU-N rails simply with the frame-pressed line.
- It's made of quenched and galvanized premium steel.
- Can use matching short-circuit tag. The design conforms to the requirements of international standard IEC60947-7-1 and IEC60947-7-2.

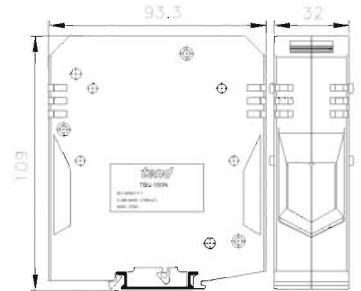
TBU-70N



TBU-95N






TBU-150N



Specifications

	IEC	IEC	IEC
Rated current	200A	232A	269A
Rated voltage	1000V	1000V	1000V
Cross - section	70mm ²	95mm ²	150mm ²
Single center	6-2/0 AWG	2-3/0AWG	2-300AWG
Complex center	6-2/0 AWG	2-3/0AWG	2-300AWG
Rated impulse voltage	5KV	5KV	5KV
Tightening torque range	50kgf.cm	90kgf.cm	165kgf.cm
Clamping screw	M6	M8	M10
Insulation stripping length	25~30mm	30~35mm	35~40mm

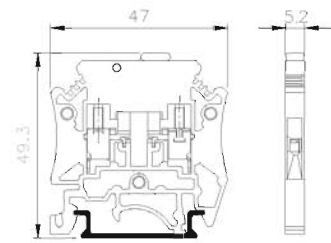

Accessories

	Type	Qty.	Type	Qty.	Type	Qty.
Marking tags 	TBU50N-A	50	TBU50N-A	50	TBU50N-A	50
End bracket 	TBU35N-F	10	TBU35N-F	10	TBU35N-F	10
Mounting rails 	TBR-N(AI)/TBR-S(S)	1	TBR-N(AI)/TBR-S(S)	1	TBR-N(AI)/TBR-S(S)	1
	TBR-U(AI)/TBU-S(S)	1	TBR-U(AI)/TBU-S(S)	1	TBR-U(AI)/TBU-S(S)	1

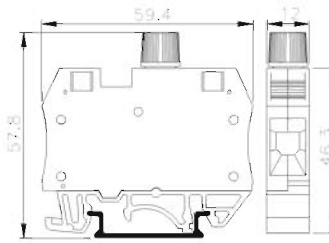
FEATURES

- TBT disconnect test terminal block and TBFV(H) fuse terminal block may fit in either TBR-N or TBU-N rails simply with the frame-pressed line.
- It's made of quenched and galvanized premium steel.
- Can use matching short-circuit tag. The design conforms to the requirements of international standard IEC60947-7-1

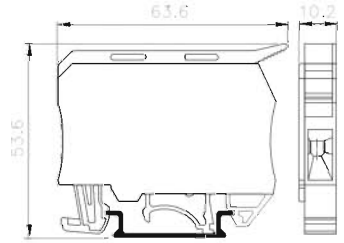
TBT-2.5N Disconnect test terminals



TBFV Fuse terminals
TBFV-1/TBFV-2 (LED)









TBFH Fuse terminals
TBFH-1/TBFH-2 (LED)



Specifications

	IEC	IEC	IEC
Rated current	10A	10A	6.3A
Rated voltage	400V	500V	400V
Cross - section	2.5mm ²	10mm ²	4mm ²
Single center	22-12AWG	16-6AWG	22-10AWG
Complex center	22-12AWG	16-6AWG	22-10AWG
Rated impulse voltage	5KV	5KV	5KV
Tightening torque range	4kgf.cm	16kgf.cm	6kgf.cm
Clamping screw	M2.6	M4	M3
Insulation stripping length	10~12mm	10~12mm	10~12mm
G - fuse inserts	—	Ø5X20	Ø5X20/Ø5X25

Accessories

	Type	Qty.	Type	Qty.	Qty.	
Marking tags 	TBU2.5N-A	100	TBU10N-A	100	TBU6N-A	100
End bracket 	TBU2.5N-F	10	TBU2.5N-F	10	TBU2.5N-F	10
End plate 	TBU2.5N-H	100	—	—	TBUF-H	100
Mounting rails 	TBR-N(AI)/TBR-S(S)	1	TBR-N(AI)/TBR-S(S)	1	TBR-N(AI)/TBR-S(S)	1
	TBR-U(AI)/TBU-S(S)	1	TBR-U(AI)/TBU-S(S)	1	TBR-U(AI)/TBU-S(S)	1
Cross - connection systems 	—	—	TBU16N-CU2 2P	50	—	—
	—	—	TBU16N-CU3 3P	50	—	—
Cross - connection combs 	TBU2.5N-CS2 2P	50	TBU16N-CS2 2P	50	TBU10N-CS2 2P	50
	TBU2.5N-CS3 3P	50	TBU16N-CS3 3P	50	TBU10N-CS3 3P	50
	TBU2.5N-CS4 4P	50	TBU16N-CS4 4P	50	TBU10N-CS4 4P	50
	TBU2.5N-CS10 10P	20	TBU16N-CS10 10P	10	TBU10N-CS10 10P	20

Specifications


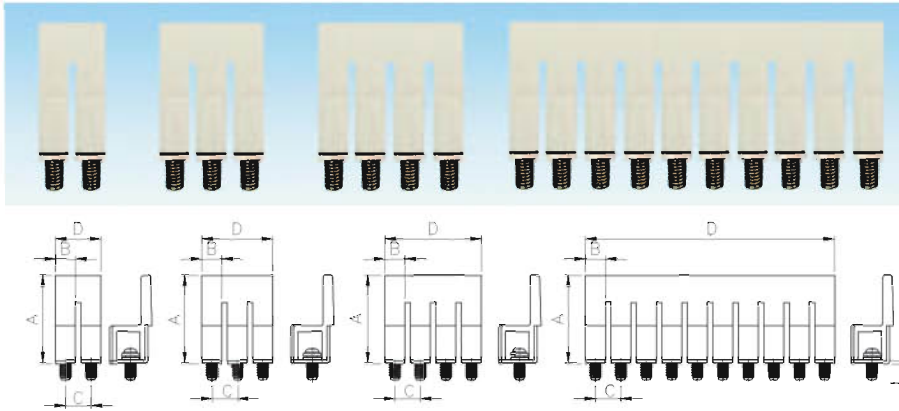
LED	Description
TBFV-1/TBFH-1:10~30VAC/DC	TBFV-2/TBFH-2:110~250VAC

Accessories

<table border="1"> <tr><td></td><td></td><td></td><td></td><td></td><td></td><td></td><td></td><td></td><td></td></tr> <tr><td>1</td><td>1</td><td>1</td><td>1</td><td>1</td><td>1</td><td>1</td><td>1</td><td>1</td><td>1</td></tr> <tr><td>1</td><td>2</td><td>3</td><td>4</td><td>5</td><td>6</td><td>7</td><td>8</td><td>9</td><td>10</td></tr> <tr><td>L1</td><td>L2</td><td>L3</td><td>N</td><td>PE</td><td>L1</td><td>L2</td><td>L3</td><td>N</td><td>PE</td></tr> <tr><td>U</td><td>V</td><td>W</td><td>N</td><td>U</td><td>V</td><td>W</td><td>N</td><td>U</td><td>V</td></tr> </table>											1	1	1	1	1	1	1	1	1	1	1	2	3	4	5	6	7	8	9	10	L1	L2	L3	N	PE	L1	L2	L3	N	PE	U	V	W	N	U	V	W	N	U	V	<h3>Marking tags (For TBU-2.5N)</h3> <table border="1"> <thead> <tr> <th>Type</th> <th>Description</th> <th>Qty.</th> </tr> </thead> <tbody> <tr><td>TBU2.5N-A</td><td>Blank</td><td>100</td></tr> <tr><td>TBU2.5N-A1</td><td>1</td><td>100</td></tr> <tr><td>TBU2.5N-A2</td><td>2</td><td>100</td></tr> <tr><td>TBU2.5N-A3</td><td>3</td><td>100</td></tr> <tr><td>TBU2.5N-A4</td><td>4</td><td>100</td></tr> <tr><td>TBU2.5N-A5</td><td>5</td><td>100</td></tr> <tr><td>TBU2.5N-A6</td><td>6</td><td>100</td></tr> <tr><td>TBU2.5N-A7</td><td>7</td><td>100</td></tr> <tr><td>TBU2.5N-A8</td><td>8</td><td>100</td></tr> <tr><td>TBU2.5N-A0</td><td>0</td><td>100</td></tr> <tr><td>TBU2.5N-A0110</td><td>1~10</td><td>100</td></tr> <tr><td>TBU2.5N-A1120</td><td>11~20</td><td>100</td></tr> <tr><td>TBU2.5N-A2130</td><td>21~30</td><td>100</td></tr> <tr><td>TBU2.5N-A3140</td><td>31~40</td><td>100</td></tr> <tr><td>TBU2.5N-A4150</td><td>41~50</td><td>100</td></tr> <tr><td>TBU2.5N-AL</td><td>L1,L2,L3,N,PE</td><td>100</td></tr> <tr><td>TBU2.5N-AU</td><td>U,V,W,N ⊥</td><td>100</td></tr> </tbody> </table>	Type	Description	Qty.	TBU2.5N-A	Blank	100	TBU2.5N-A1	1	100	TBU2.5N-A2	2	100	TBU2.5N-A3	3	100	TBU2.5N-A4	4	100	TBU2.5N-A5	5	100	TBU2.5N-A6	6	100	TBU2.5N-A7	7	100	TBU2.5N-A8	8	100	TBU2.5N-A0	0	100	TBU2.5N-A0110	1~10	100	TBU2.5N-A1120	11~20	100	TBU2.5N-A2130	21~30	100	TBU2.5N-A3140	31~40	100	TBU2.5N-A4150	41~50	100	TBU2.5N-AL	L1,L2,L3,N,PE	100	TBU2.5N-AU	U,V,W,N ⊥	100				
1	1	1	1	1	1	1	1	1	1																																																																																																				
1	2	3	4	5	6	7	8	9	10																																																																																																				
L1	L2	L3	N	PE	L1	L2	L3	N	PE																																																																																																				
U	V	W	N	U	V	W	N	U	V																																																																																																				
Type	Description	Qty.																																																																																																											
TBU2.5N-A	Blank	100																																																																																																											
TBU2.5N-A1	1	100																																																																																																											
TBU2.5N-A2	2	100																																																																																																											
TBU2.5N-A3	3	100																																																																																																											
TBU2.5N-A4	4	100																																																																																																											
TBU2.5N-A5	5	100																																																																																																											
TBU2.5N-A6	6	100																																																																																																											
TBU2.5N-A7	7	100																																																																																																											
TBU2.5N-A8	8	100																																																																																																											
TBU2.5N-A0	0	100																																																																																																											
TBU2.5N-A0110	1~10	100																																																																																																											
TBU2.5N-A1120	11~20	100																																																																																																											
TBU2.5N-A2130	21~30	100																																																																																																											
TBU2.5N-A3140	31~40	100																																																																																																											
TBU2.5N-A4150	41~50	100																																																																																																											
TBU2.5N-AL	L1,L2,L3,N,PE	100																																																																																																											
TBU2.5N-AU	U,V,W,N ⊥	100																																																																																																											
<h3>Marking tags (For TBU-4N)</h3> <table border="1"> <thead> <tr> <th>Type</th> <th>Description</th> <th>Qty.</th> </tr> </thead> <tbody> <tr><td>TBU4N-A</td><td>Blank</td><td>100</td></tr> <tr><td>TBU4N-A1</td><td>1</td><td>100</td></tr> <tr><td>TBU4N-A2</td><td>2</td><td>100</td></tr> <tr><td>TBU4N-A3</td><td>3</td><td>100</td></tr> <tr><td>TBU4N-A4</td><td>4</td><td>100</td></tr> <tr><td>TBU4N-A5</td><td>5</td><td>100</td></tr> <tr><td>TBU4N-A6</td><td>6</td><td>100</td></tr> <tr><td>TBU4N-A7</td><td>7</td><td>100</td></tr> <tr><td>TBU4N-A8</td><td>8</td><td>100</td></tr> <tr><td>TBU4N-A0</td><td>0</td><td>100</td></tr> <tr><td>TBU4N-A0110</td><td>1~10</td><td>100</td></tr> <tr><td>TBU4N-A1120</td><td>11~20</td><td>100</td></tr> <tr><td>TBU4N-A2130</td><td>21~30</td><td>100</td></tr> <tr><td>TBU4N-A3140</td><td>31~40</td><td>100</td></tr> <tr><td>TBU4N-A4150</td><td>41~50</td><td>100</td></tr> <tr><td>TBU4N-AL</td><td>L1,L2,L3,N,PE</td><td>100</td></tr> <tr><td>TBU4N-AU</td><td>U,V,W,N ⊥</td><td>100</td></tr> </tbody> </table>	Type	Description	Qty.	TBU4N-A	Blank	100	TBU4N-A1	1	100	TBU4N-A2	2	100	TBU4N-A3	3	100	TBU4N-A4	4	100	TBU4N-A5	5	100	TBU4N-A6	6	100	TBU4N-A7	7	100	TBU4N-A8	8	100	TBU4N-A0	0	100	TBU4N-A0110	1~10	100	TBU4N-A1120	11~20	100	TBU4N-A2130	21~30	100	TBU4N-A3140	31~40	100	TBU4N-A4150	41~50	100	TBU4N-AL	L1,L2,L3,N,PE	100	TBU4N-AU	U,V,W,N ⊥	100	<h3>Marking tags (For TBU-6N)</h3> <table border="1"> <thead> <tr> <th>Type</th> <th>Description</th> <th>Qty.</th> </tr> </thead> <tbody> <tr><td>TBU6N-A</td><td>Blank</td><td>100</td></tr> <tr><td>TBU6N-A1</td><td>1</td><td>100</td></tr> <tr><td>TBU6N-A2</td><td>2</td><td>100</td></tr> <tr><td>TBU6N-A3</td><td>3</td><td>100</td></tr> <tr><td>TBU6N-A4</td><td>4</td><td>100</td></tr> <tr><td>TBU6N-A5</td><td>5</td><td>100</td></tr> <tr><td>TBU6N-A6</td><td>6</td><td>100</td></tr> <tr><td>TBU6N-A7</td><td>7</td><td>100</td></tr> <tr><td>TBU6N-A8</td><td>8</td><td>100</td></tr> <tr><td>TBU6N-A0</td><td>0</td><td>100</td></tr> <tr><td>TBU6N-A0110</td><td>1~10</td><td>100</td></tr> <tr><td>TBU6N-A1120</td><td>11~20</td><td>100</td></tr> <tr><td>TBU6N-A2130</td><td>21~30</td><td>100</td></tr> <tr><td>TBU6N-A3140</td><td>31~40</td><td>100</td></tr> <tr><td>TBU6N-A4150</td><td>41~50</td><td>100</td></tr> <tr><td>TBU6N-AL</td><td>L1,L2,L3,N,PE</td><td>100</td></tr> <tr><td>TBU6N-AU</td><td>U,V,W,N ⊥</td><td>100</td></tr> </tbody> </table>	Type	Description	Qty.	TBU6N-A	Blank	100	TBU6N-A1	1	100	TBU6N-A2	2	100	TBU6N-A3	3	100	TBU6N-A4	4	100	TBU6N-A5	5	100	TBU6N-A6	6	100	TBU6N-A7	7	100	TBU6N-A8	8	100	TBU6N-A0	0	100	TBU6N-A0110	1~10	100	TBU6N-A1120	11~20	100	TBU6N-A2130	21~30	100	TBU6N-A3140	31~40	100	TBU6N-A4150	41~50	100	TBU6N-AL	L1,L2,L3,N,PE	100	TBU6N-AU	U,V,W,N ⊥	100
Type	Description	Qty.																																																																																																											
TBU4N-A	Blank	100																																																																																																											
TBU4N-A1	1	100																																																																																																											
TBU4N-A2	2	100																																																																																																											
TBU4N-A3	3	100																																																																																																											
TBU4N-A4	4	100																																																																																																											
TBU4N-A5	5	100																																																																																																											
TBU4N-A6	6	100																																																																																																											
TBU4N-A7	7	100																																																																																																											
TBU4N-A8	8	100																																																																																																											
TBU4N-A0	0	100																																																																																																											
TBU4N-A0110	1~10	100																																																																																																											
TBU4N-A1120	11~20	100																																																																																																											
TBU4N-A2130	21~30	100																																																																																																											
TBU4N-A3140	31~40	100																																																																																																											
TBU4N-A4150	41~50	100																																																																																																											
TBU4N-AL	L1,L2,L3,N,PE	100																																																																																																											
TBU4N-AU	U,V,W,N ⊥	100																																																																																																											
Type	Description	Qty.																																																																																																											
TBU6N-A	Blank	100																																																																																																											
TBU6N-A1	1	100																																																																																																											
TBU6N-A2	2	100																																																																																																											
TBU6N-A3	3	100																																																																																																											
TBU6N-A4	4	100																																																																																																											
TBU6N-A5	5	100																																																																																																											
TBU6N-A6	6	100																																																																																																											
TBU6N-A7	7	100																																																																																																											
TBU6N-A8	8	100																																																																																																											
TBU6N-A0	0	100																																																																																																											
TBU6N-A0110	1~10	100																																																																																																											
TBU6N-A1120	11~20	100																																																																																																											
TBU6N-A2130	21~30	100																																																																																																											
TBU6N-A3140	31~40	100																																																																																																											
TBU6N-A4150	41~50	100																																																																																																											
TBU6N-AL	L1,L2,L3,N,PE	100																																																																																																											
TBU6N-AU	U,V,W,N ⊥	100																																																																																																											
<h3>Marking tags (For TBU-10N,16N,35N)</h3> <table border="1"> <thead> <tr> <th>Type</th> <th>Description</th> <th>Qty.</th> </tr> </thead> <tbody> <tr><td>TBU10N-A</td><td>Blank</td><td>100</td></tr> <tr><td>TBU10N-A1</td><td>1</td><td>100</td></tr> <tr><td>TBU10N-A2</td><td>2</td><td>100</td></tr> <tr><td>TBU10N-A3</td><td>3</td><td>100</td></tr> <tr><td>TBU10N-A4</td><td>4</td><td>100</td></tr> <tr><td>TBU10N-A5</td><td>5</td><td>100</td></tr> <tr><td>TBU10N-A6</td><td>6</td><td>100</td></tr> <tr><td>TBU10N-A7</td><td>7</td><td>100</td></tr> <tr><td>TBU10N-A8</td><td>8</td><td>100</td></tr> <tr><td>TBU10N-A0</td><td>0</td><td>100</td></tr> <tr><td>TBU10N-A0110</td><td>1~10</td><td>100</td></tr> <tr><td>TBU10N-A1120</td><td>11~20</td><td>100</td></tr> <tr><td>TBU10N-A2130</td><td>21~30</td><td>100</td></tr> <tr><td>TBU10N-A3140</td><td>31~40</td><td>100</td></tr> <tr><td>TBU10N-A4150</td><td>41~50</td><td>100</td></tr> <tr><td>TBU10N-AL</td><td>L1,L2,L3,N,PE</td><td>100</td></tr> <tr><td>TBU10N-AU</td><td>U,V,W,N ⊥</td><td>100</td></tr> </tbody> </table>	Type	Description	Qty.	TBU10N-A	Blank	100	TBU10N-A1	1	100	TBU10N-A2	2	100	TBU10N-A3	3	100	TBU10N-A4	4	100	TBU10N-A5	5	100	TBU10N-A6	6	100	TBU10N-A7	7	100	TBU10N-A8	8	100	TBU10N-A0	0	100	TBU10N-A0110	1~10	100	TBU10N-A1120	11~20	100	TBU10N-A2130	21~30	100	TBU10N-A3140	31~40	100	TBU10N-A4150	41~50	100	TBU10N-AL	L1,L2,L3,N,PE	100	TBU10N-AU	U,V,W,N ⊥	100	<h3>Marking tags (For TBU-50N,70N,95N,150N)</h3> <table border="1"> <thead> <tr> <th>Type</th> <th>Description</th> <th>Qty.</th> </tr> </thead> <tbody> <tr><td>TBU50N-A</td><td>Blank</td><td>100</td></tr> <tr><td>TBU50N-A1</td><td>1</td><td>100</td></tr> <tr><td>TBU50N-A2</td><td>2</td><td>100</td></tr> <tr><td>TBU50N-A3</td><td>3</td><td>100</td></tr> <tr><td>TBU50N-A4</td><td>4</td><td>100</td></tr> <tr><td>TBU50N-A5</td><td>5</td><td>100</td></tr> <tr><td>TBU50N-A6</td><td>6</td><td>100</td></tr> <tr><td>TBU50N-A7</td><td>7</td><td>100</td></tr> <tr><td>TBU50N-A8</td><td>8</td><td>100</td></tr> <tr><td>TBU50N-A0</td><td>0</td><td>100</td></tr> <tr><td>TBU50N-A0110</td><td>1~10</td><td>100</td></tr> <tr><td>TBU50N-A1120</td><td>11~20</td><td>100</td></tr> <tr><td>TBU50N-A2130</td><td>21~30</td><td>100</td></tr> <tr><td>TBU50N-A3140</td><td>31~40</td><td>100</td></tr> <tr><td>TBU50N-A4150</td><td>41~50</td><td>100</td></tr> <tr><td>TBU50N-AL</td><td>L1,L2,L3,N,PE</td><td>100</td></tr> <tr><td>TBU50N-AU</td><td>U,V,W,N ⊥</td><td>100</td></tr> </tbody> </table>	Type	Description	Qty.	TBU50N-A	Blank	100	TBU50N-A1	1	100	TBU50N-A2	2	100	TBU50N-A3	3	100	TBU50N-A4	4	100	TBU50N-A5	5	100	TBU50N-A6	6	100	TBU50N-A7	7	100	TBU50N-A8	8	100	TBU50N-A0	0	100	TBU50N-A0110	1~10	100	TBU50N-A1120	11~20	100	TBU50N-A2130	21~30	100	TBU50N-A3140	31~40	100	TBU50N-A4150	41~50	100	TBU50N-AL	L1,L2,L3,N,PE	100	TBU50N-AU	U,V,W,N ⊥	100
Type	Description	Qty.																																																																																																											
TBU10N-A	Blank	100																																																																																																											
TBU10N-A1	1	100																																																																																																											
TBU10N-A2	2	100																																																																																																											
TBU10N-A3	3	100																																																																																																											
TBU10N-A4	4	100																																																																																																											
TBU10N-A5	5	100																																																																																																											
TBU10N-A6	6	100																																																																																																											
TBU10N-A7	7	100																																																																																																											
TBU10N-A8	8	100																																																																																																											
TBU10N-A0	0	100																																																																																																											
TBU10N-A0110	1~10	100																																																																																																											
TBU10N-A1120	11~20	100																																																																																																											
TBU10N-A2130	21~30	100																																																																																																											
TBU10N-A3140	31~40	100																																																																																																											
TBU10N-A4150	41~50	100																																																																																																											
TBU10N-AL	L1,L2,L3,N,PE	100																																																																																																											
TBU10N-AU	U,V,W,N ⊥	100																																																																																																											
Type	Description	Qty.																																																																																																											
TBU50N-A	Blank	100																																																																																																											
TBU50N-A1	1	100																																																																																																											
TBU50N-A2	2	100																																																																																																											
TBU50N-A3	3	100																																																																																																											
TBU50N-A4	4	100																																																																																																											
TBU50N-A5	5	100																																																																																																											
TBU50N-A6	6	100																																																																																																											
TBU50N-A7	7	100																																																																																																											
TBU50N-A8	8	100																																																																																																											
TBU50N-A0	0	100																																																																																																											
TBU50N-A0110	1~10	100																																																																																																											
TBU50N-A1120	11~20	100																																																																																																											
TBU50N-A2130	21~30	100																																																																																																											
TBU50N-A3140	31~40	100																																																																																																											
TBU50N-A4150	41~50	100																																																																																																											
TBU50N-AL	L1,L2,L3,N,PE	100																																																																																																											
TBU50N-AU	U,V,W,N ⊥	100																																																																																																											


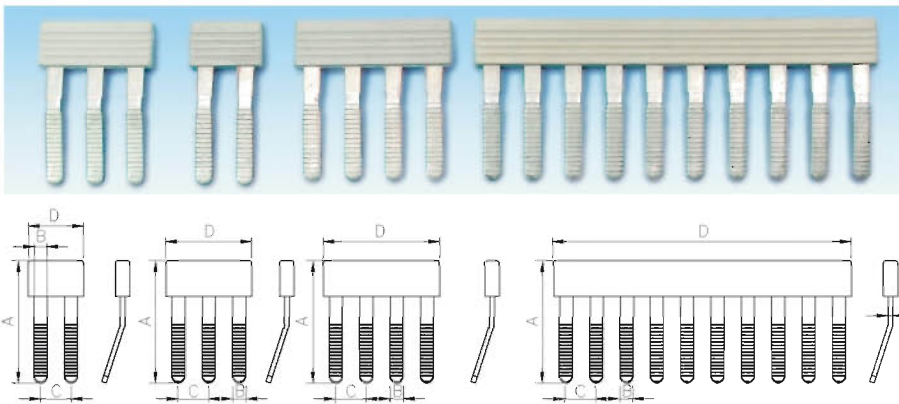
Accessories

TBU□N-CU□Cross-connection systems



Type	Pole	Used at	Qty.	Dimension					Type	Pole	Used at	Qty.	Dimension				
				A	B	C	D	t					A	B	C	D	t
TBU2.5N-CU2	2	TBU-2.5N	50	17.8	4	5.1	9.1	0.6	TBU10N-CU2	2	TBU-10N	50	24.9	8	10.2	18.2	1
TBU2.5N-CU3	3	TBU-2.5N	50	17.8	4	5.1	14.2	0.6	TBU10N-CU3	3	TBU-10N	50	24.9	8	10.2	28.4	1
TBU2.5N-CU4	4	TBU-2.5N	50	17.8	4	5.1	19.3	0.6	TBU10N-CU4	4	TBU-10N	50	24.9	8	10.2	38.6	1
TBU2.5N-CU10	10	TBU-2.5N	20	17.8	4	5.1	49.9	0.6	TBU10N-CU10	10	TBU-10N	20	24.9	8	10.2	99.8	1
TBU4N-CU2	2	TBU-4N	50	18.2	4.5	6.2	10.7	1	TBU16N-CU2	2	TBU-16N	50	26.2	9.4	12	21.4	1
TBU4N-CU3	3	TBU-4N	50	18.2	4.5	6.2	16.9	1	TBU16N-CU3	3	TBU-16N	50	26.2	9.4	12	33.4	1
TBU4N-CU4	4	TBU-4N	50	18.2	4.5	6.2	23.1	1	TBU16N-CU4	4	TBU-16N	50	26.2	9.4	12	45.4	1
TBU4N-CU10	10	TBU-4N	20	18.2	4.5	6.2	60.3	1	TBU16N-CU10	10	TBU-16N	10	26.2	9.4	12	117.4	1
TBU6N-CU2	2	TBU-6N	50	18.2	6.2	8.2	14.4	1	TBU35N-CU2	2	TBU-35N	50	26.8	11.5	15.9	27.4	1.6
TBU6N-CU3	3	TBU-6N	50	18.2	6.2	8.2	22.6	1	TBU35N-CU3	3	TBU-35N	50	26.8	11.5	15.9	43.3	1.6
TBU6N-CU4	4	TBU-6N	50	18.2	6.2	8.2	30.8	1	TBU35N-CU4	4	TBU-35N	50	26.8	11.5	15.9	59.2	1.6
TBU6N-CU10	10	TBU-6N	20	18.2	6.2	8.2	80.0	1	TBU35N-CU10	10	TBU-35N	10	26.8	11.5	15.9	154.6	1.6

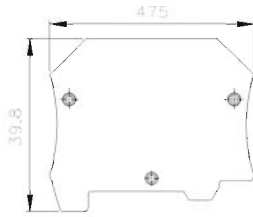
TBU□N-CS□Cross-connection combs



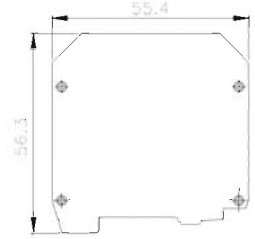
Type	Pole	Used at	Qty.	Dimension					Type	Pole	Used at	Qty.	Dimension				
				A	B	C	D	t					A	B	C	D	t
TBU2.5N-CS2	2	TBU-2.5N	50	20.6	2.2	5.1	9.3	0.8	TBU10N-CS2	2	TBU-10N	50	29.4	5.4	10.2	18.4	1.6
TBU2.5N-CS3	3	TBU-2.5N	50	20.6	2.2	5.1	14.4	0.8	TBU10N-CS3	3	TBU-10N	50	29.4	5.4	10.2	28.6	1.6
TBU2.5N-CS4	4	TBU-2.5N	50	20.6	2.2	5.1	19.5	0.8	TBU10N-CS4	4	TBU-10N	50	29.4	5.4	10.2	38.8	1.6
TBU2.5N-CS10	10	TBU-2.5N	20	20.6	2.2	5.1	50.1	0.8	TBU10N-CS10	10	TBU-10N	20	29.4	5.4	10.2	100	1.6
TBU4N-CS2	2	TBU-4N	50	21.5	2.5	6.2	10.7	1	TBU16N-CS2	2	TBU-16N	50	31	6.6	12	21	1.6
TBU4N-CS3	3	TBU-4N	50	21.5	2.5	6.2	16.9	1	TBU16N-CS3	3	TBU-16N	50	31	6.6	12	33	1.6
TBU4N-CS4	4	TBU-4N	50	21.5	2.5	6.2	23.1	1	TBU16N-CS4	4	TBU-16N	50	31	6.6	12	45	1.6
TBU4N-CS10	10	TBU-4N	20	21.5	2.5	6.2	60.3	1	TBU16N-CS10	10	TBU-16N	10	31	6.6	12	117	1.6
TBU6N-CS2	2	TBU-6N	50	23.8	3.6	8.2	14.8	1.2	TBU35N-CS2	2	TBU-35N	50	37.2	8.4	15.9	29.6	1.6
TBU6N-CS3	3	TBU-6N	50	23.8	3.6	8.2	23	1.2	TBU35N-CS3	3	TBU-35N	50	37.2	8.4	15.9	45.6	1.6
TBU6N-CS4	4	TBU-6N	50	23.8	3.6	8.2	31.2	1.2	TBU35N-CS4	4	TBU-35N	50	37.2	8.4	15.9	61.6	1.6
TBU6N-CS10	10	TBU-6N	20	23.8	3.6	8.2	80.4	1.2	TBU35N-CS10	10	TBU-35N	10	37.2	8.4	15.9	157.6	1.6

■ Accessories

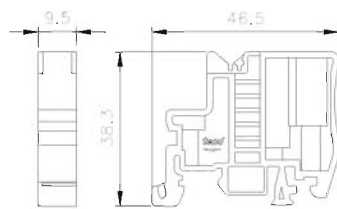

TBU2.5N-H
TBU-2.5N End plate (For TBU-2.5N~16N)



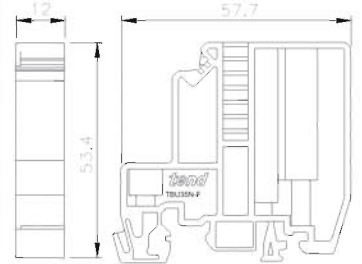
TBU35N-H
TBU-35N End plate (For TBU-35N)



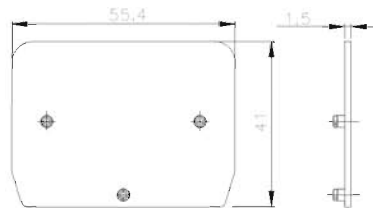
TBU2.5N-F
TBU-2.5N End bracket (For TBU-2.5N~16N)



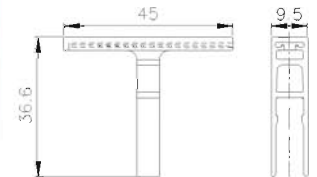
TBU35N-F
TBU-35N End bracket (For TBU-35N~150N)



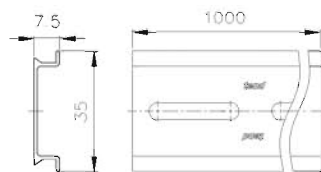
TBU2.5N-K
TBU-2.5N Partiton (For TBU-2.5N~16N)



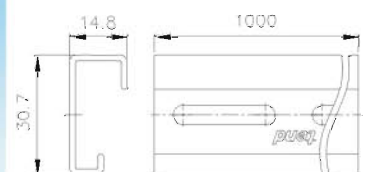
TBU2.5N-B
TBU-2.5N End marking tags



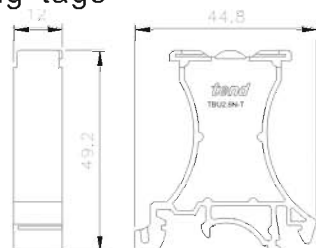
TBR-N Mounting rails (Aluminium)
TBR-S Mounting rails (Steel slotted)



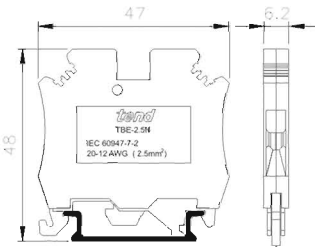
TBU-N Mounting rails (Aluminium)
TBU-S Mounting rails (Steel slotted)



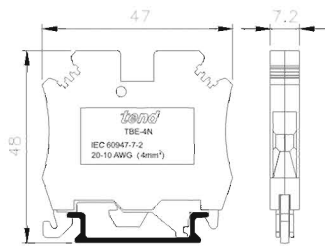
TBU2.5N-T
TBU-2.5N End marking tags



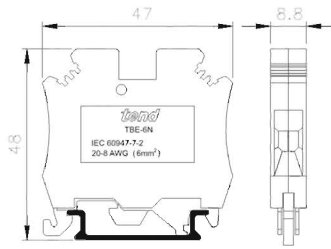
TBE-2.5N



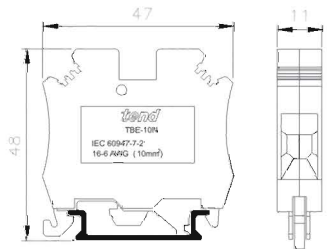

TBE-4N



TBE-6N



TBE-10N



IEC
24A
—
2.5mm ²
22-12AWG
22-12AWG
5KV
4kgf.cm
M2.6
10~12mm

IEC
32A
—
4mm ²
22-10AWG
22-10AWG
5KV
6kgf.cm
M3
10~12mm

IEC
41A
—
6mm ²
20-8 AWG
20-8 AWG
5KV
10kgf.cm
M3.5
10~12mm

IEC
57A
—
10mm ²
16-6AWG
16-6 AWG
5KV
16kgf.cm
M4
10~12mm

Type	Qty.
TBU4N-A	100
TBU2.5N-F	10
TBR-N(AI)/TBR-S(S)	1
TBR-U(AI)/TBU-S(S)	1

Type	Qty.
TBU4N-A	100
TBU2.5N-F	10
TBR-N(AI)/TBR-S(S)	1
TBR-U(AI)/TBU-S(S)	1

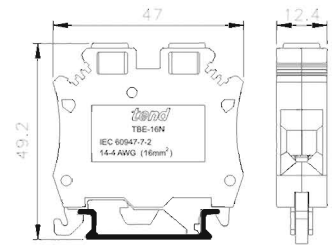
Type	Qty.
TBU6N-A	100
TBU2.5N-F	10
TBR-N(AI)/TBR-S(S)	1
TBR-U(AI)/TBU-S(S)	1

Type	Qty.
TBU10N-A	100
TBU2.5N-F	10
TBR-N(AI)/TBR-S(S)	1
TBR-U(AI)/TBU-S(S)	1

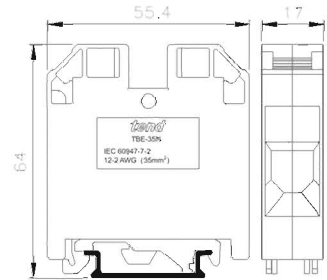

FEATURES

- TBE earthed terminal block may fit in either TBR-N or TBU-N rails simply with the frame-pressed line.
- It's made of quenched and galvanized premium steel.
- Can use matching short-circuit tag. The design conforms to the requirements of international standard IEC60947-7-2.

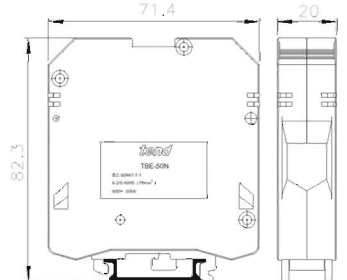

TBE-16N



TBE-35N






TBE-50N



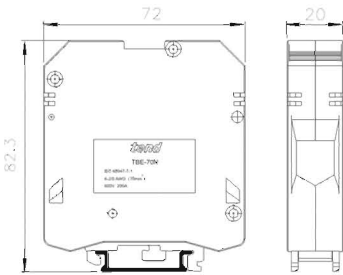

Specifications

	IEC	IEC	IEC
Rated current	76A	125A	150A
Cross - section	16mm ²	35mm ²	50mm ²
Single center	14-6 AWG	12-2AWG	6-1/0AWG
Complex center	14-6AWG	12-2AWG	6-1/0AWG
Rated impulse voltage	5KV	5KV	5KV
Tightening torque range	30kgf.cm	50kgf.cm	50kgf.cm
Clamping screw	M5	M6	M6
Insulation stripping length	10~12mm	15~20mm	25~30mm

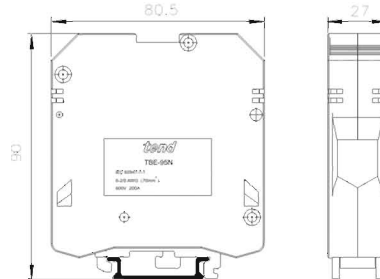

Accessories

	Type	Qty.	Type	Qty.	Type	Qty.
Marking tags 	TBU10N-A	100	TBU10N-A	100	TBU50N-A	50
End bracket 	TBU2.5N-F	10	TBU35N-F	10	TBU35N-F	10
Mounting rails 	TBR-N(AI)/TBR-S(S)	1	TBR-N(AI)/TBR-S(S)	1	TBR-N(AI)/TBR-S(S)	1
	TBR-U(AI)/TBU-S(S)	1	TBR-U(AI)/TBU-S(S)	1	TBR-U(AI)/TBU-S(S)	1

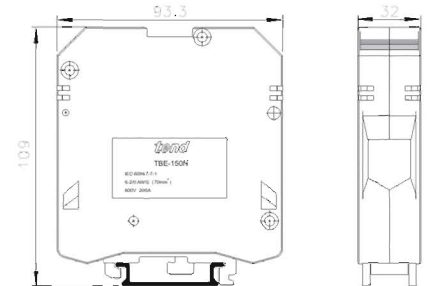

TBE-70N



TBE-95N



TBE-150N During the designing



IEC
200A
70mm ²
6-2/0 AWG
6-2/0 AWG
5KV
50kgf.cm
M6
25~30mm

Type	Qty.
TBU50N-A	50
TBU35N-F	10
TBR-N(AI)/TBR-S(S)	1
TBR-U(AI)/TBU-S(S)	1

IEC
232A
95mm ²
2-3/0AWG
2-3/0AWG
5KV
90kgf.cm
M8
30~35mm

Type	Qty.
TBU50N-A	50
TBU35N-F	10
TBR-N(AI)/TBR-S(S)	1
TBR-U(AI)/TBU-S(S)	1

IEC
269A
150mm ²
2-300AWG
2-300AWG
5KV
165kgf.cm
M10
35~40mm

Type	Qty.
TBU50N-A	50
TBU35N-F	10
TBR-N(AI)/TBR-S(S)	1
TBR-U(AI)/TBU-S(S)	1

FEATURES

- This switch can control three phases motor directly, No need to use magnetic switch. Easy wiring.
- This switch is waterproof and made out of ABS housing. Suitable for out-door application.
- Unique mechanical interlock design, which can help prevent short-circuit.
- Can be used with emergency switch, pilot lamp, push button switch, or key switch. The rated current for the switch is Ith=10A.

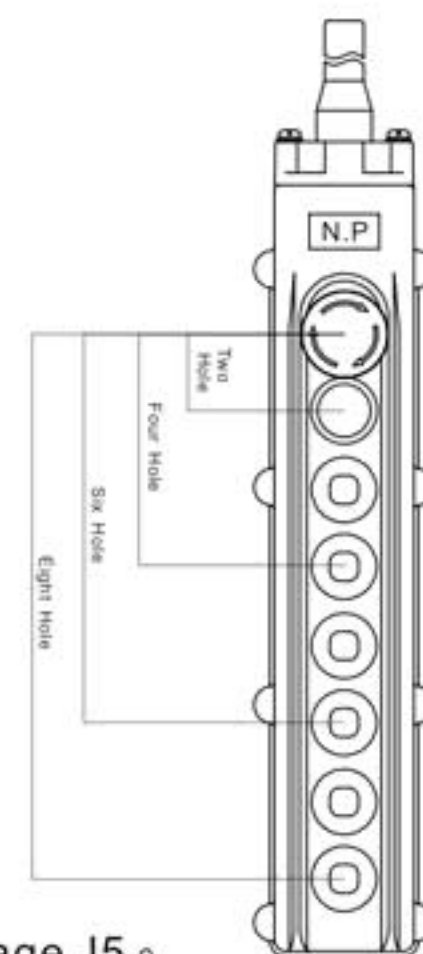
CHARACTERISTICS

Type	SPEC	External Diameter of Cable	Terminal	Remarks	
THS82C	Three 200/220VAC Phase 400/440VAC 2.2KW	Two Holes	Ø11.3~Ø13.5	M3.5	Control Motor Directly
		Four Holes	Ø13.3~Ø16.5		
		Six Holes	Ø16.3~Ø19.5		
		Eight Holes	Ø19.3~Ø22.5		

MODEL DESCRIPTION

	One-Two Holes	Three-Four Holes	Five-Six Holes	Seven-Eight Holes	Label
THS-8	2				None
THS-8	2	2			A
THS-8	ES	2	2		E
THS-8	EP	2	2	2	E

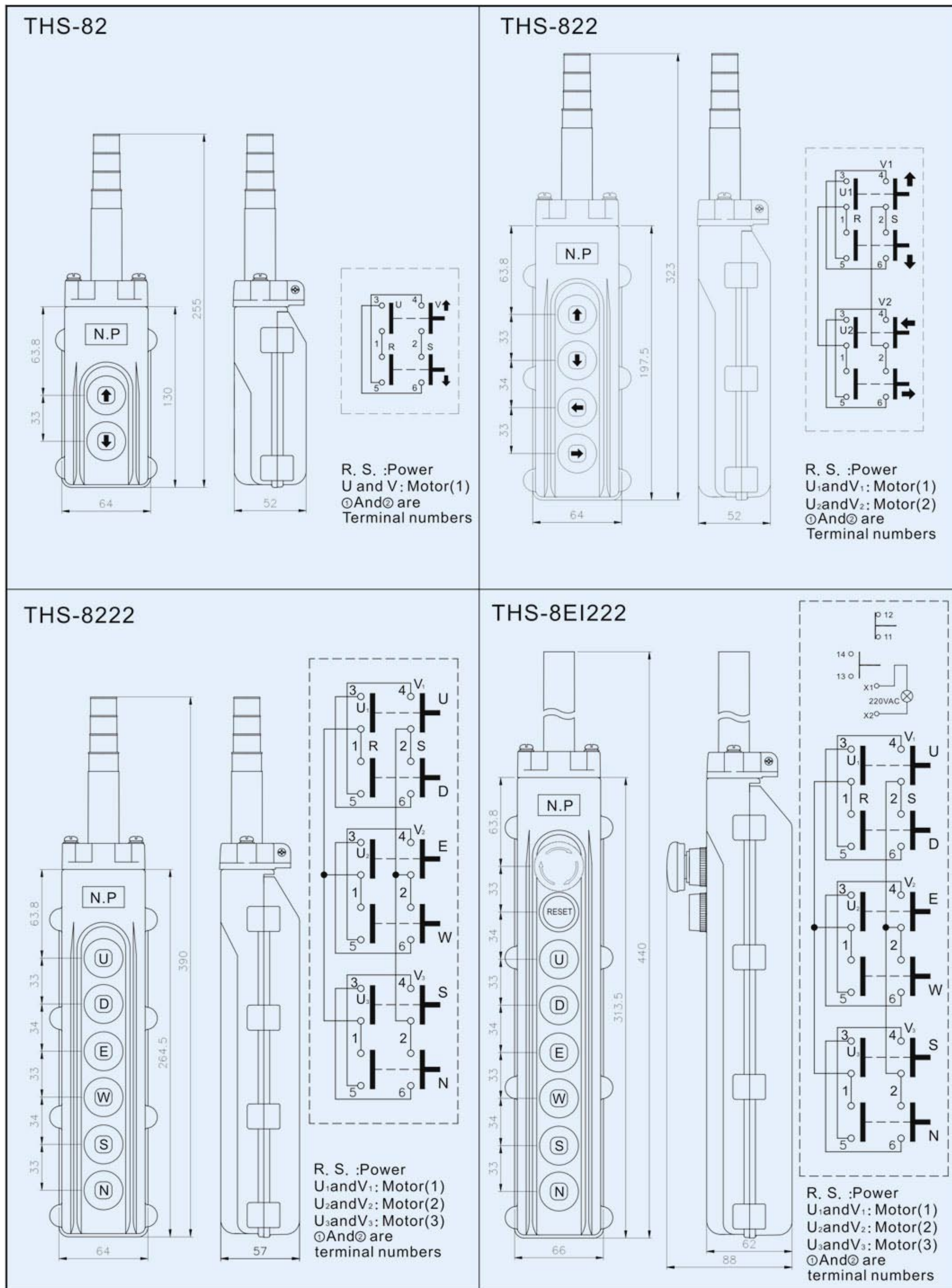
Designation	Signal	Description
Control Type	2	Direct Single Speed
Push button Switch (see page J5)	EX	Emergency Stop+ Waterproof Rubber
	EB	Emergency Stop+ Flat Push Button Switch
	EI	Emergency Stop+illuminated Push Button Switch
	EK	Emergency Stop+ Key Switch
	EP	Emergency Stop+ Pilot Lamp
	ES	Emergency Stop+ Selector Switch
	PB	on-off(1A) Switch



Note 1: None : Represents Chinese sticker · A:Represents the arrow sticker,E:Represents English sticker,see page J5 ◦



DIMENSIONS AND WIRING DRAWING



FEATURES

- This switch is IP67 waterproof and made out of ABS housing. Suitable for out-door use.
- Single speed switch is designed with mechanical interlock mechanism. Double speed is designed with electrical interlock. Both designs can help prevent short-circuit.
- Can be used with emergency stop, pilot lamp, push button switch, or key switch.
- Single speed and double speed can be chosen alternatively.

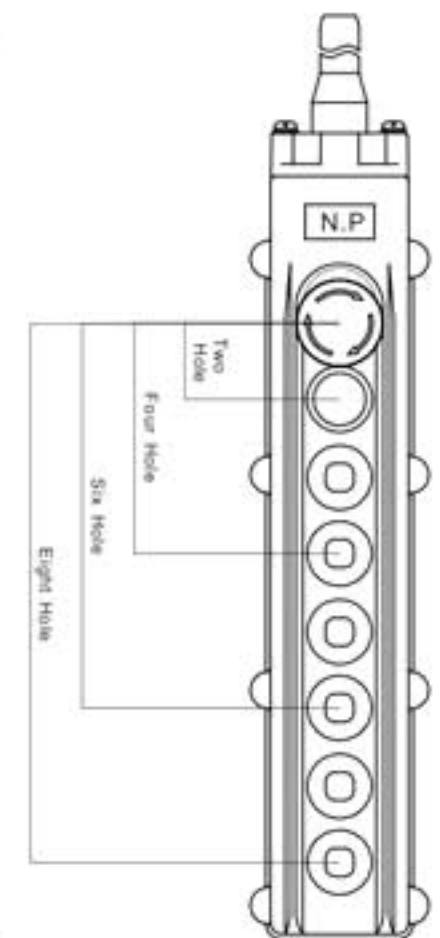
CHARACTERISTICS

Type	SPEC	External Diameter of Cable		Terminal	Remarks
THS83C	2A 500VAC	Two Holes	Ø11.4~Ø12.6	M4	Control Motor Directly
		Four Holes	Ø14.3~Ø15.5		
THS86C	5A 250VAC	Six Holes	Ø17.2~Ø18.4		
		Eight Holes	Ø15.7~Ø17.1		

MODEL DESCRIPTION

	One-Two Holes	Three-Four Holes	Five-Six Holes	Seven-Eight Holes	Label
THS-8	3				None
THS-8	3	3			A
THS-8	6	6	6		A
THS-8	EP	6	6	6	E

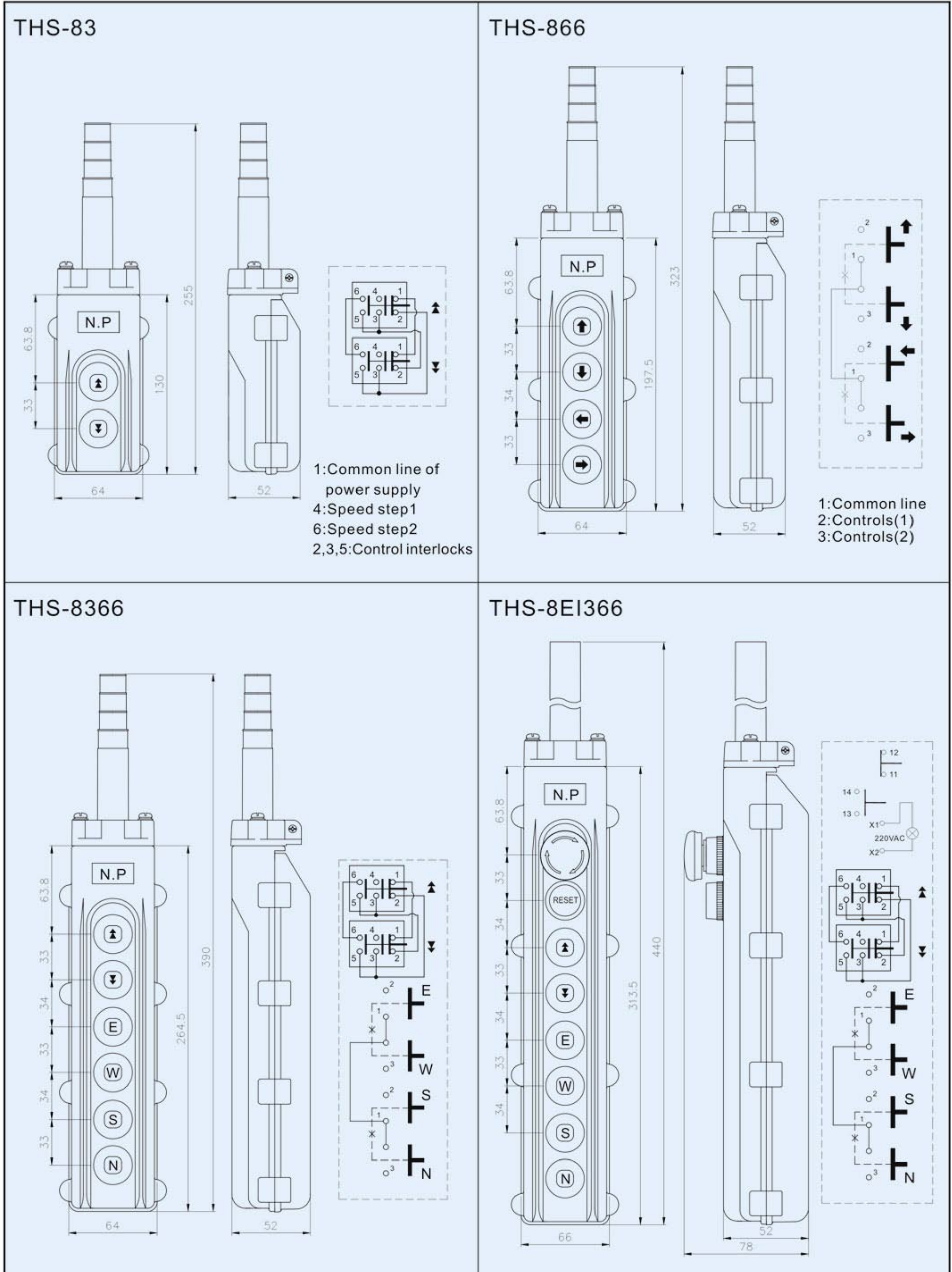
Designation	Signal	Description
Control Type	3	Indirect Double Speed
	6	Indirect Single Speed
Push button Switch (see page J5)	EX	Emergency Stop+ Waterproof Rubber
	EB	Emergency Stop+ Flat Push Button Switch
	EI	Emergency Stop+illuminated Push Button Switch
	EK	Emergency Stop+ Key Switch
	EP	Emergency Stop+ Pilot Lamp
	ES	Emergency Stop+ Selector Switch
	PB	On-off(1A) Switch



Note 1 : None : Represents Chinese sticker , A:Represents the arrow sticker , E:Represents English sticker , see page J5 .



DIMENSIONS AND WIRING DRAWING



■ PUSHBUTTON SWITCH(SELECTABLE)

Type	Photograph	Wiring diagram	Type	Photograph	Wiring diagram
E (THS-BKR)		(1b) 	S (THS-SSR)		(2a)
B (THS-BFR)		(1a1b) 	PB (THS-PB)		(1a)
I (THS-IFR)		(1a) Lamp Voltage:220VAC 	X (THS-X)		2*TP4*8 Screw Blanking Plate
K (THS-KSR)		(2a) 	■ LABEL TYPES 1HS8C02 □ (The glue is applied on top side of the label and is designed only for THS8 series) Symbol Label(A) English Abbreviation Label(E) 		
P (THS-PR)		Lamp Voltage:220VAC 			

FEATURES

- This switch is made out of ABS housing. Suitable for out-door use.
- This switch can control three phases motor directly. No need to use magnetic switch. Easy wiring.
- Unique mechanical interlock design, which can help prevent short-circuit.

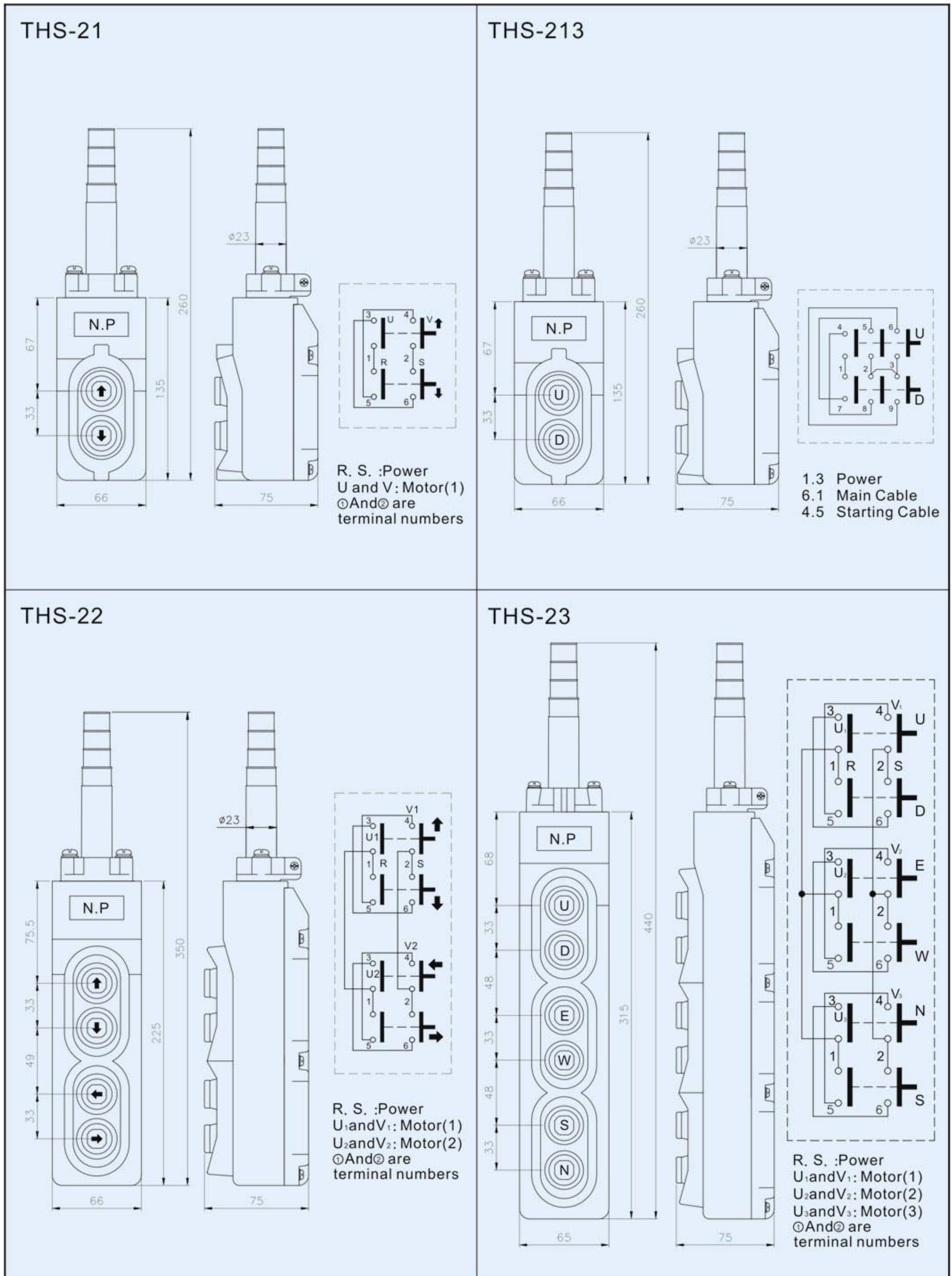
CHARACTERISTICS

Type	Label	Button	SPEC	External Diameter of Cable	Terminal	Remarks
Direct Operation	THS-213	None	2 (1 Set)	Single 100/110VAC 0.75KW Phase 200/220VAC 1.5KW	Ø13.3~Ø16.5	Control Motor Directly
	THS-213L					
	THS-21	A	2 (1 Set)	Three 200/220VAC Phase 400/440VAC 2.2KW	Ø11.3~Ø13.5	
	THS-22		4 (2 Sets)		Ø13.3~Ø16.5	
	THS-23		6 (3 Sets)		Ø16.3~Ø19.5	

Note:None: Represents Chinese sticker, A:Represents the arrow sticker, E:Represents English sticker, see page J10.



DIMENSIONS AND WIRING DRAWING

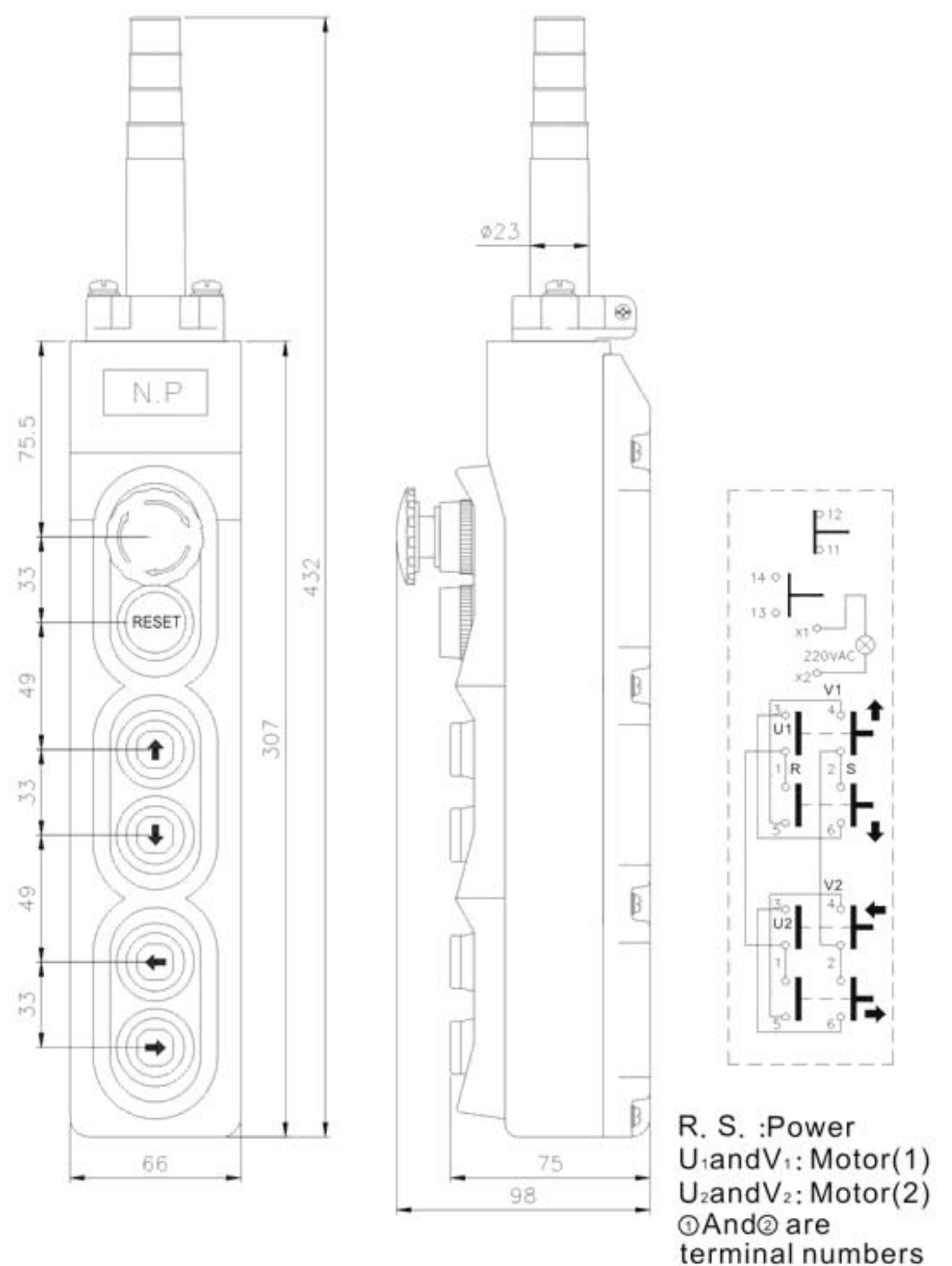


CHARACTERISTICS

Type	Label	Button	Button Assembly	Spec	External Diameter of Cable	Terminal	Remarks	
Direct Operation	THS-EP213	None	1	T2BKRR-2B Emergency stop 2B(red)	10A 250VAC	Ø13.3~Ø16.5	M3.5	Control Motor Directly
			2	T2PR2R Indicator(Red)	220VAC			
			3	THS-213C 213 Contact Block	Single 100/110V 0.75KW Phase 200/220V 1.5KW			
			4					
	THS-EI22	A	1	T2BKRR-1B Emergency stop 1B(red)	10A 250VAC			
			2	T2IFR2G-1A illuminated flat head push button switch 1A(green)	220VAC			
			3	THS-2C-S 21Contact Block	Single 200/220V 2.2KW Phase 400/440V 2.2KW			
			4					
	THS-EI23	E	1	T2BKRR-1B Emergency stop 1B(red)	10A 250VAC	Ø16.3~Ø19.5		
			2	T2IFR2G-1A illuminated flat head push button switch 1A(green)	220VAC			
3			2*THS-2C-S 21 Contact Block*2	Single 200/220V 2.2KW Phase 400/440V 2.2KW				
4								

Note:None : represents Chinese sticker · A:represents the arrow sticker · E:represents English sticker · see page J10 ·

DIMENSIONS AND WIRING DRAWING



FEATURES

- This switch is waterproof and made out of ABS housing. Suitable for out-door use.
- Unique mechanical interlock design, which can help prevent short-circuit.

CHARACTERISTICS

	Type	Paster	Button	SPEC	External Diameter of Cable	Terminal	Remarks
Indirect Operation	THS-61	None	2(1 Set)	5A 250VAC 2A 500VAC	Ø11.4~Ø12.6	M4	Control Motor Directly
	THS-62	A	4(2 Sets)		Ø14.3~Ø15.5		
	THS-63	E	6(3 Sets)		Ø17.2~Ø18.4		

Note:None: Represents Chinese sticker · A:Represents the arrow sticker · E:Represents English sticker · see page J10 ◦



DIMENSIONS AND WIRING DRAWING

THS-61

1: Common line
2: Controls(1)
3: Controls(2)

THS-62

1: Common line
2: Controls(1)
3: Controls(2)

THS-63

1: Common line
2: Controls(1)
3: Controls(2)

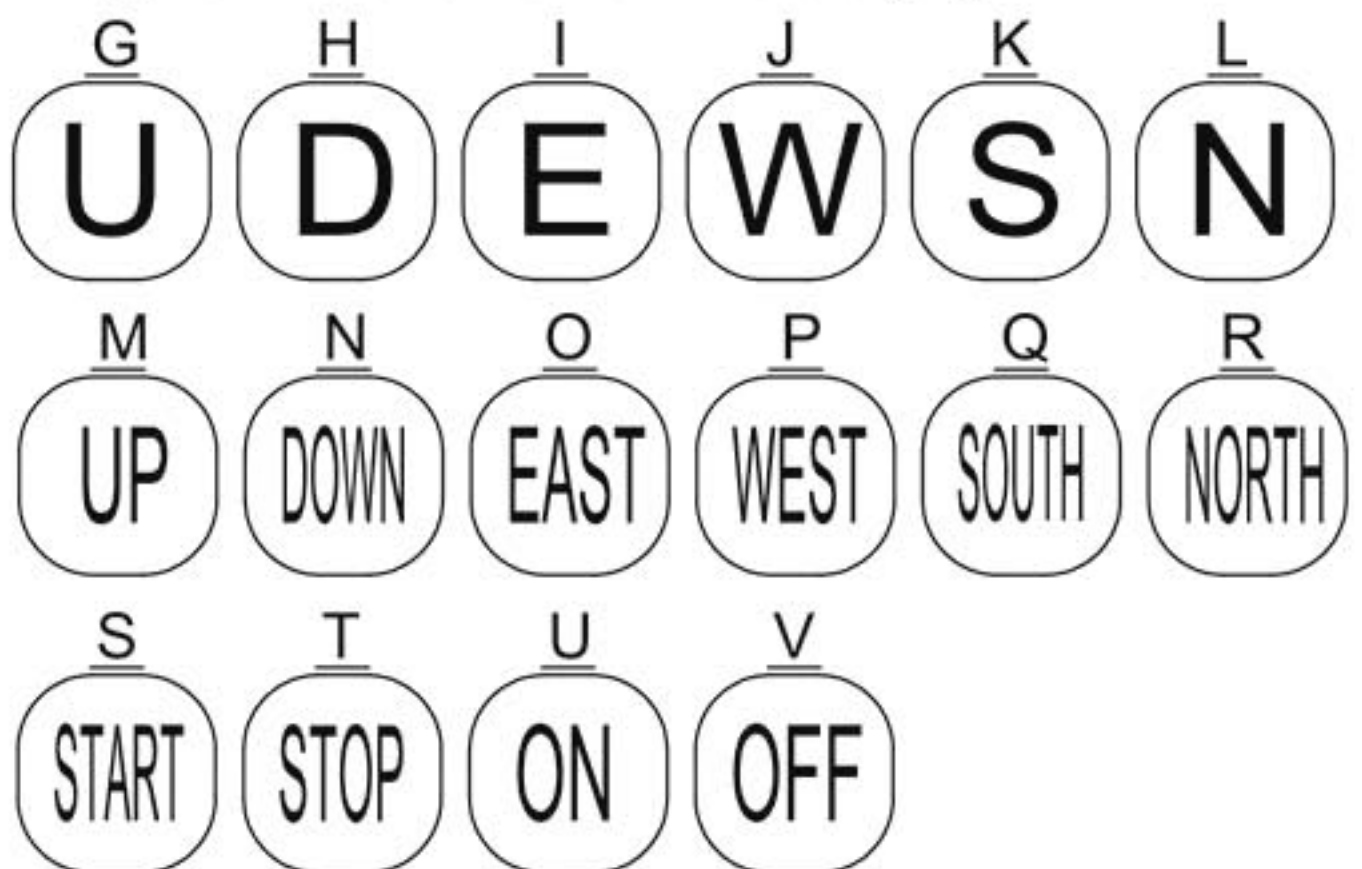
■ LABEL TYPES 1HS2C02 □

(The glue is applied on back side of the label and is designed only for THS2 and THS6 series)

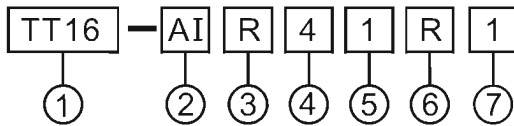
Symbol Label(A)



English Abbreviation Label(E)



MODEL DESIGNATION



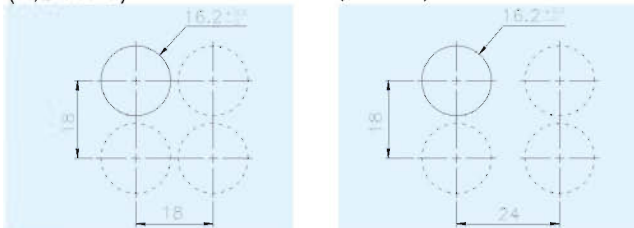
Designation	Signal	Description		
1. Mounting Hole	TT16	16m/m Series		
2. Type	AI	Illuminated Push Button(Alternate)(Incandescent lamp)		
	AL	Illuminated Push Button(Alternate)(LED lamp)		
	AN	Illuminated Push Button(Alternate)(Neon lamp)		
	MI	Illuminated Push Button(Momentary)(Incandescent lamp)		
	ML	Illuminated Push Button(Momentary)(LED lamp)		
	MN	Illuminated Push Button(Momentary)(Neon lamp)		
	AB	Push Button (Alternate)		
	MB	Push Button (Momentary)		
3. Shape	R	Round		
	S	Square		
	L	Rectangular		
4. Operator Protection	4	IP40		
	6	IP65		
5. Voltage	1	110VAC Neon		
	2	220VAC Neon		
	3	380VAC Neon		
	5	6V Incandescent,LED		
	7	24V Incandescent,LED		
	9	12V Incandescent,LED		
6. Lens Color	R	Red	W	White
	G	Green	B	Blue
	O	Orange		
7. Contact Blocks	1	1a1b(1 No 1Nc)		
	2	2a2b(2 No 2Nc)		

Incandescent for AC and DC, LED for DC

PANEL CUT-OUT

(R,S TYPE)

(L TYPE)



CHARACTERISTICS

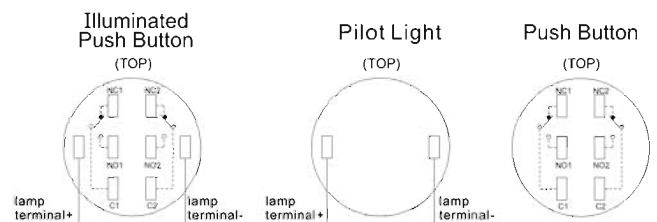
Contact resistance	50mΩ max.(initial)
Insulation resistance	100MΩ min. (at 500VDC)
Dielectric strength	1000VAC,50/60Hz for 1 minute between non-continuous terminals 2000VAC,50/60Hz for 1 minute between current-carrying part and ground
Vibration	Mechanical durability:10 to 55Hz 1.5mm double amplitude
Shock	Mechanical durability: Approx.500m/sec ² (approx.50G's) Malfunction durability: Approx.500m/sec ² (approx.50G's)
Ambient operating temperature	Operating:-25°C to 55°C Storage:-30°C to 80°C
Humidity	45% to 80% RH
Mechanical Life (min)	Momentary:2,000,000 Alternate:250,000
Electrical Life (min)	Momentary:100,000 (1800 operations/hour) Alternate:100,000 (1200 operations/hour)

RATING(CONTACT)

Rated insulation voltage	250VAC	125VAC			
Rated continuous current(A)	3A	5A			
Rated operating current(A)					
AC					
Voltage	AC13	AC12	Voltage	DC13	DC12
110V	0.7A	1A	12V	0.7A	1A
220V	0.5A	0.5A	24V	0.7A	1A

AC13/DC13: Inductive load; AC12/DC12: Resistivw load

TERMINAL ARRANGEMENT

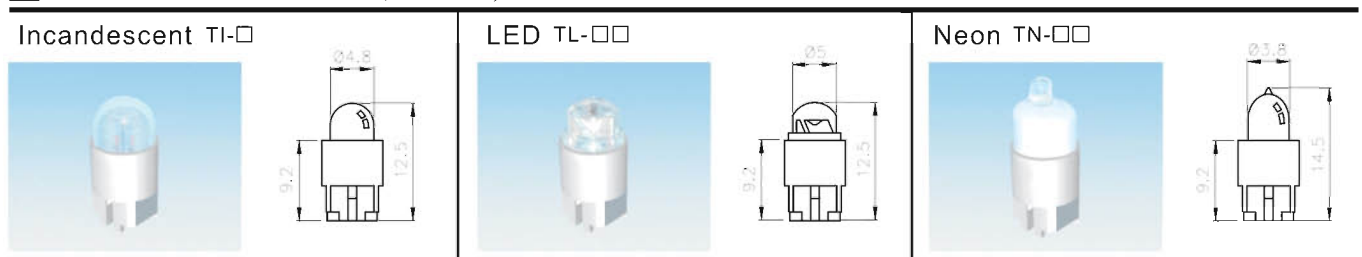


LAMP DESIGNATION

Lamp Type	Signal	Rated Voltage	Signal	Operating Voltage	Rated Current	Color Code	Signal	Designation
Incandescent	TI	6.3V AC/DC	6	6V AC/DC	110mA	None	None	TI - 6
		14V AC/DC	14	12V AC/DC	50mA			
		28V AC/DC	28	24/28V AC/DC	25mA			
LED	TL	6V DC	6	6V DC	26mA	Red Orange Green Blue Yellow White	R O G BL Y W	TL - 6 R
		12V DC	12	12V DC	26mA			
		24V DC	24	24V DC	26mA			
Neon	TN	110VAC	110	110V AC	1.5mA	Red Green	R G	TN - 110 R
		220VAC	220	220V AC	1.5mA			
		380VAC	380	380V AC	1.5mA			

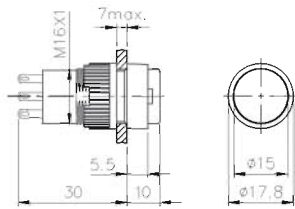
● Designation need to be completed according to signals.

LAMP DIMENSIONS (For TT16)

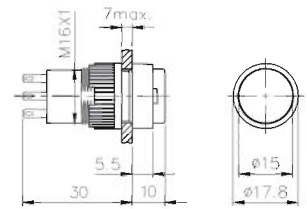


■ DIMENSIONS

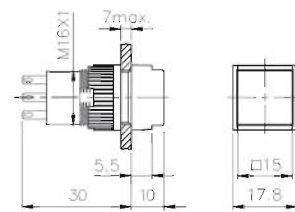
TT16-AIR/ALR/ANR
TT16-MIR/MLR/MNR



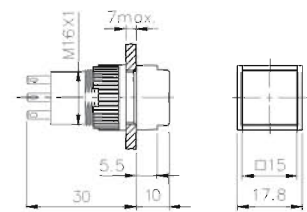
TT16-ABR/MBR



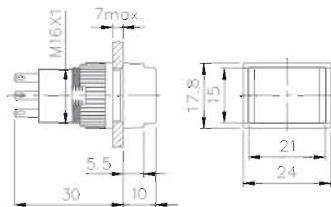
TT16-AIS/ALS/ANS
TT16-MIS/MLS/MNS



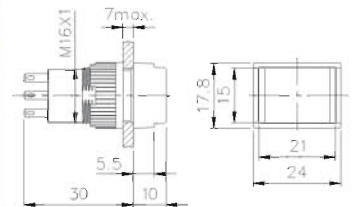
TT16-ABS/MBS



TT16-AIL/ALL/ANL
TT16-MIL/MLL/MNL

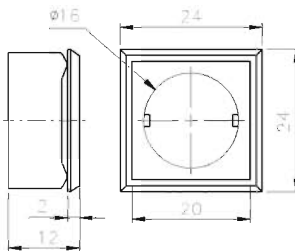


TT16-ABL/MBL

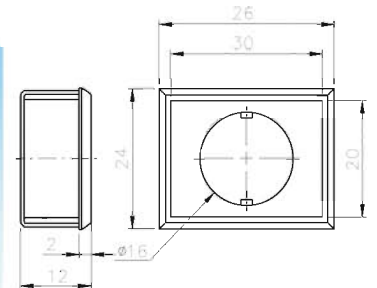


■ ACCESSORIES

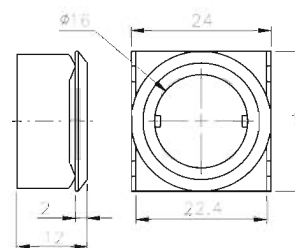
Square flush silhouette mounting
TT16-FS



Rectangular flush silhouette mounting
TT16-FL



Round flush silhouette mounting
TT16-FR



Terminal Cover
TT16-TC

